



ART Club
MONTHLY

MAY 2026 • KIDS

Henri Matisse

The Dance (1910)



THIS MONTH'S CHALLENGE

"Paint or glue a picture of people dancing at a party!"

"I don't paint things. I only paint the difference between things."

— **Henri Matisse**

The Dance



Look at these five people dancing in a circle! Can you see how happy they are? Matisse painted this to show pure JOY and FUN. The people aren't real—they're imaginary dancers celebrating together. Notice how they're holding hands and dancing around and around!

Only 3 Colors!

Matisse used only **RED** (people), **BLUE** (sky), and **GREEN** (ground). That's it!

5 Dancers

Count them! **Five friends** dancing in a circle, holding hands together.

Dancing Forever

They're dancing in space! The **blue sky** and **green hill** make them look like they're floating.

Dance Detective!

Can you find these things in the painting?



Holding Hands

Making a circle



Moving Legs

Dancing & jumping!



Happy Faces

Feeling joyful



Bright Red

Bold & bright!

🎨 Meet Henri Matisse: The Color King!

Henri Matisse

🇫🇷 French Artist

Born: December 31, 1869

Died: November 3, 1954 (age 84)

Matisse LOVED bright colors and happy art! He wanted his paintings to make people smile and feel calm, like sitting in a comfy armchair.

🌟 HOW HE BECAME AN ARTIST

When Henri was 20, he got sick with appendicitis. While he was resting in bed, his mom brought him **art supplies** to keep him busy. He started painting and fell in LOVE with it! He said it was like finding "**paradise**" (a perfect, happy place). His dad wanted him to be a lawyer, but Henri decided to become an artist instead!



Loved Colors

Bright & bold!



Cut Paper

With scissors



Made Art

For 60+ years!



Happy Art

To make joy

✂️ PAINTING WITH SCISSORS!

When Matisse got old, his hands hurt too much to paint. So he came up with a NEW idea! He painted sheets of paper with bright colors, then used **SCISSORS** to cut out shapes. He called it "**painting with scissors**"! He would arrange the colorful shapes to make beautiful artwork. That's why we give you **paper cutouts** in your art box—so you can create like Matisse!

📅 Henri's Life Story

1869

Born in France

1889

Gets sick, mom gives art supplies

1905

Becomes "King of Colors"


1910

Paints The Dance


1941

Starts cutting paper


What's in Your Art Box!


 8" x 10" canvas


 3 brushes (flat, round, angled)


 Red acrylic paint

 Blue acrylic paint

 Green acrylic paint

 Yellow acrylic paint

 **Colorful Paper Cutouts (like Matisse!)**

 Practice paper

Create Your Dancing Party!

Think about a fun party where everyone is dancing! It could be a birthday party, a family celebration, or just friends having fun together. You can PAINT it OR use your paper cutouts to GLUE it—or BOTH!

1 Think About Your Party

Who's dancing? Friends? Family? Imaginary dancers? Where are they? What colors will you use? Remember—Matisse used only 3 colors!

2 Paint Your Background

Start with the sky and ground! Matisse used blue for sky and green for grass. You can use these colors OR pick your own favorite colors! Paint the whole canvas first.

3 Add Your Dancers


You can PAINT dancers OR use the colorful paper cutouts to GLUE them on! Cut simple shapes for bodies, arms, and legs. Make them look like they're MOVING!


4 Show the Movement!

Are their arms up? Are their legs jumping? Are they holding hands? Use bold shapes and bright colors to show they're dancing and having FUN!

5 Sign Your Masterpiece!

Write your name on your artwork! You're an artist just like Matisse! Let your painting dry completely.

 **Matisse's Secret:** He said "There are always flowers for those who want to see them." This means if you look for beauty and happiness, you'll find it everywhere! Make your art happy and joyful!

 **Clean Up Time:** Wash your brushes with soap and water when you're done. Our paints are washable and non-toxic! Parent tip: Let the painting dry flat overnight.

Where is The Dance Today?

The Hermitage Museum


St. Petersburg, Russia 



Photo: Pedro Szekely, CC BY-SA 2.0

The Dance lives in a HUGE museum in Russia called the Hermitage! It's one of the biggest museums in the whole world. Over **5 million people** visit every year to see amazing art, including Matisse's Dance!

Fun fact: The Dance has a partner painting called "Music" that hangs right next to it! Matisse made both paintings for a rich art collector's house.

Share Your Dancing Art!

We want to see YOUR dancing party! Show us your masterpiece and you might be featured on our website!

Ask a grown-up to share on social media!

@ArtClubMonthly

#ArtClubMonthly #MatisseDance

Instagram • Facebook • TikTok • YouTube



artclubmonthly.com



Hello@ArtClubMonthly.com



(234) 525-2251

More Matisse Magic!

Want to see more of Matisse's colorful art? Ask a grown-up to look up his paper cutouts online! They're AMAZING and super colorful!

"Creativity takes courage!"

— Henri Matisse

